


# MICRO BIRD® MB-II FORD - SCHOOL BUS




Economical transportation for up to 20 passengers



Integrated child seats and 3-point lap and shoulder seat belts are available for enhanced safety and versatility.



Maximum visibility of loading zone is provided by fully-glassed entrance door and unobstructed "More-View" window. Standard 24" electric double-opening door.



LED clearance lights, direction lights, stop lights and back-up lights are standard equipment offering enhanced safety, while reducing operating and maintenance costs.



**Also Available:** Special needs Micro Bird with single-leaf wheelchair door which meets FMVSS/CMVSS 206 standards.

**COUNT ON BLUE BIRD**  
LEARN MORE AT [WWW.BLUE-BIRD.COM](http://WWW.BLUE-BIRD.COM)



# MICRO BIRD® MB-II FORD - SPECIFICATIONS



BODY DIMENSIONS	MODEL	400	500	700	800
	Maximum passenger capacity	20	18	20	10
	Number of rows	4	5	4	5
	Exterior length overall	228"	248"	228"	248"
	Exterior width overall	86"	86"	86"	86"
	Exterior height overall	102"	102"	110"	110"
	Interior floor length	131"	156"	131"	156"
	Interior width at hip	82"	82"	82"	82"
	Interior height at center line	66"	66"	74"	74"
	Entrance door	24" x 72"	24" x 72"	24" x 77"	24" x 77"
Side windows	23" x 22"	23" x 22"	31" x 22"	31" x 22"	
Rear bumper	3/16" x 8" with 12" wrap around				
FORD CHASSIS	MODEL	400	500	700	800
	Wheelbase	138"			
	Engine	5.4 L gas			
	Transmission	5-speed automatic overdrive			
	GVWR	9,900 lbs			
	Fuel tank	40 gallons			
	Brakes	4-wheel disc			
	Tires	LT245/75RX16E BSW all-season			
	Alternator	155 amp HD / 225 amp HD			
Battery	72 amp HR 650 CCA				

STANDARD BODY EQUIPMENT	MODEL	400	500	700	800
	8 ways (4 amber and 4 red) 8 ways black around vinyl tape Bumper aluminum Emergency triangular warning device* Entrance door electric Entrance door grab handle left Floor plywood 1/2" (4 ply) Flooring grey rib in aisle Flooring grey smooth under seat Flooring steps grey with white nosing FMVSS seat belt anchorage Heater 20,500 BTU Interior below window embossed aluminum Interior mirror 6" x 16" Joint strength Lights clearance LED Lights dome (4) Lights marker LED Lights back-up LED Lights stop and tail LED Lights turn LED Mirrors crossview Mirrors rearview	Padding all doors Paint exterior yellow Paint interior white Paint rub rail black Rear door 2 windows Rear door 3 point slide bar latch Rear door buzzer Rear door retainer* Reflective tape rear emergency exit* Roof bow one piece, hat section type Rub rail floor level Rub rail seat level with wrap around Shut-off valve under body Speakers (2) Stepwell light LED Stop arm Undercoating Windows back (2) tinted 62% Windows rear door tinted 62% Windows side tinted 62% <i>*Standard in the US, optional in Canada</i>			

OPTIONS	MODEL	400	500	700	800
	Air conditioning Audio / P.A. systems Back-up sensors Barriers Bumper steel Driver side auxiliary step Electronic sleeping child monitoring system Emergency equipment Entrance door grab handle right Floor plywood 5/8" (5 ply) marine grade Floor steel Heater 42,000 BTU Integrated toddler seats Lap and shoulder belt seating Lift door	Lift door with tinted windows Lift wheelchair Lift wheelchair tie-down Light monitoring system Luggage containment systems Paint roof white Reflective exterior signs Remote / heated mirrors Rub rail skirt level Rub rail window level Seats Vandal lock system Video monitoring / tracking system Wheelchair and occupant restraint system Wheelchair lift with interlock device			



## Galvanized Steel Structure and Side Impact Barriers

- Completely gasketed steel body frame ensures that all exterior elements, including dust, moisture and noise, remain outside the passenger compartment.
- Superior side impact protection is offered by the use of heavy-gauge steel side impact barriers that incorporate the seat rail into the design for extra strength.



## Double Action Energy Absorbing Body Mounting Blocks

- Absorb road vibration
- Reduce noise transfer to the cabin interior
- Offer extended body durability
- Smoother passenger ride
- Prevent frame collapse
- Eliminate the need for periodic tightening of body bolts



## Superior Insulation

- 1.5" fiberglass throughout
- Insulated roof bows
- Reduction in noise transfer into passenger compartment
- Prevents condensation

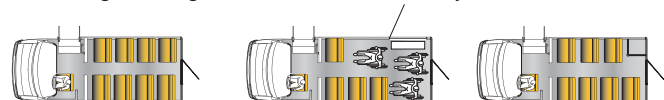


## Patented Extra Wide Oval Body

- Aerodynamic styling
- Wider seating for increased comfort
- Wider aisle for increased safety
- Better compartmentalization

## Floor Plans

A wide range of configurations to better accommodate your needs.



## More options available...

Specifications shown in this brochure were in effect at time of printing. In keeping with its policy of continual improvement, Micro Bird, Inc. reserves the right to change specifications without notice and without incurring obligations.